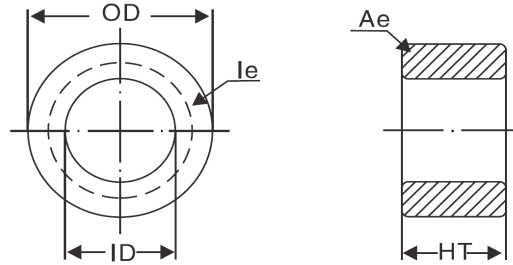


## SPECIFICATION FOR APPROVAL

### 1.Material

Production:	Neu Flux Cores
KDM.P/N:	KNF521-060A
AL:	156(nH/N <sup>2</sup> ) ± 8%
Material:	60 μ
Coating Color:	Brown
Coating material:	epoxy
Coating Breakdown Voltage:	1500V, 0.5mA, 2Sec



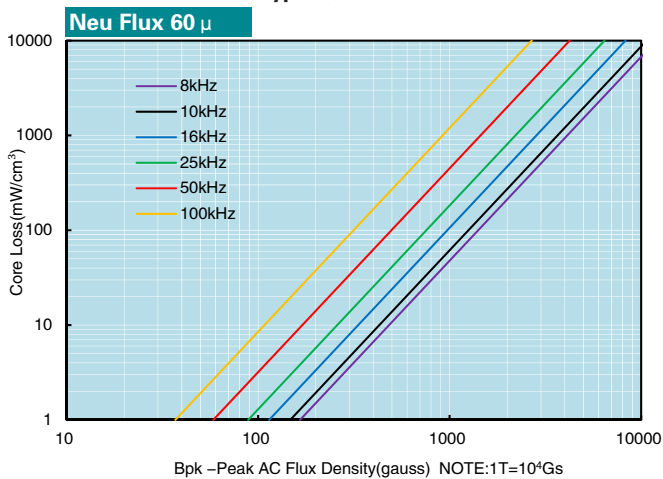
### 2.Physical Characteristics

Before Coating			After Coating			Le(cm)	Ae(cm <sup>2</sup> )	V(cm <sup>3</sup> )	W(cm <sup>2</sup> )	Weight (g) (ref.)	Box Quantity (Pieces)
OD(Max.) in/mm	ID(Min.) in/mm	Ht(Max.) in/mm	OD(Max.) mm	ID(Min.) mm	Ht(Max.) mm						
5.218 132.54	3.094 78.59	1.000 25.40	133.96	77.04	26.80	32.429	6.710	217.580	46.591	1539.3	6

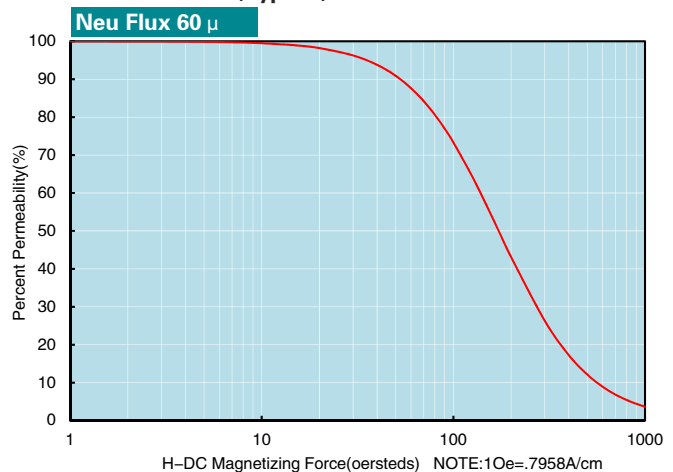
### 3.Electrical Parameters(Typical) Temperature(25°C ± 2°C)

Test Item	Test Condition	Value(Typical)	Test Instrument
<b>Inductance</b>	φ 0.8mm/103Ts, 20kHz/1V, I=0A (Evenly full windings)(均匀绕满)	1655 μ H ± 8%	CH3302
<b>DC-Bias</b>	φ 0.8mm/103Ts, 20kHz/1V, I=25A(H=100Oe) (Evenly full windings)(均匀绕满)	1111.5 μ H (Min.)	WK3255B+WK3265B
<b>Core Loss</b>	50kHz/1000Gs	600mW/cm <sup>3</sup> (Max.)	SY-8219
<b>Remarks</b>	Set the internal resistance of LCR meter to 100Ω.(电感测试仪内阻设置100Ω)		

Core Loss Curves(Typical)



DC-Bias Curves(Typical)



KDM确认栏  
KDM  
Signature

**科达磁电  
技术部**

客户确认栏  
Customer  
Signature

请在5个工作日内回签承认书, 否则此承认书将作为后续订单的OQC标准。若有疑问, 请及时联系我司RD部门。  
Please sign back after approval within 5 working days, otherwise this approval sheet would be taken as OQC standard for subsequent orders. If you have any questions, please contact RD department in time.